

MAIN SPONSOR

Svicom
REAL ESTATE MANAGERS

EVENT of



PROPTech DAY



ITALIAN PROPTech MONITOR 2024

The annual research of the Italian PropTech Network

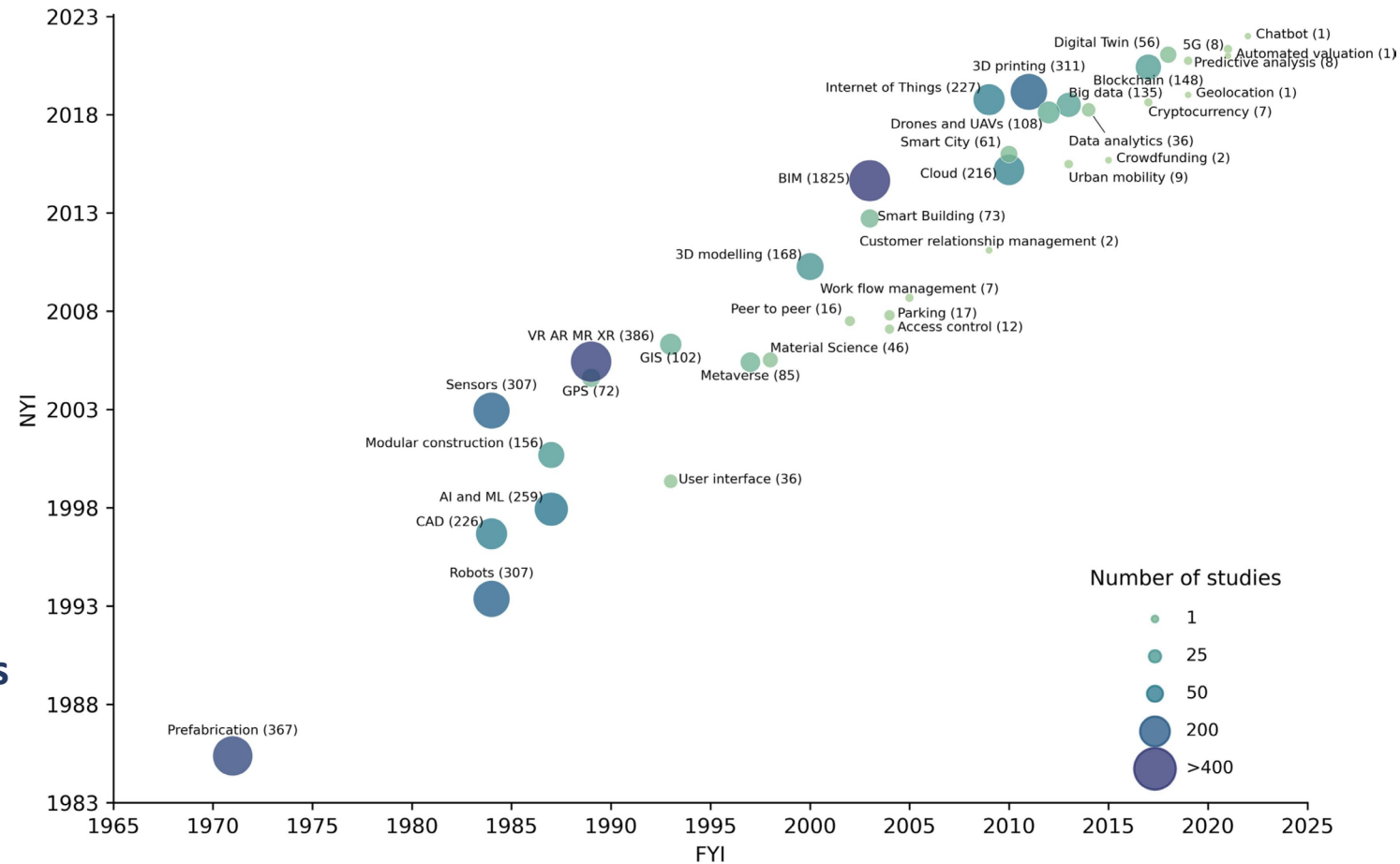
20 November 2024

GLOBAL PROPTECH: trends and opportunities

Technological innovation of the industry in 3 waves:

- **PropTech 1.0** introduced 'digitalization' of data and computing power (such as, AutoCAD software);
- **PropTech 2.0** focused on **matching** supply and demand in the real estate market by implementing e-commerce and social networking solutions;
- **PropTech 3.0** is working on the introduction of **exogenous technologies**, including Internet of Things (IoT), Artificial Intelligence (AI), Machine Learning (ML), and Blockchain, to develop **scenarios and forecasts**.

Baum (2017) e Baum *et al.* (2020)



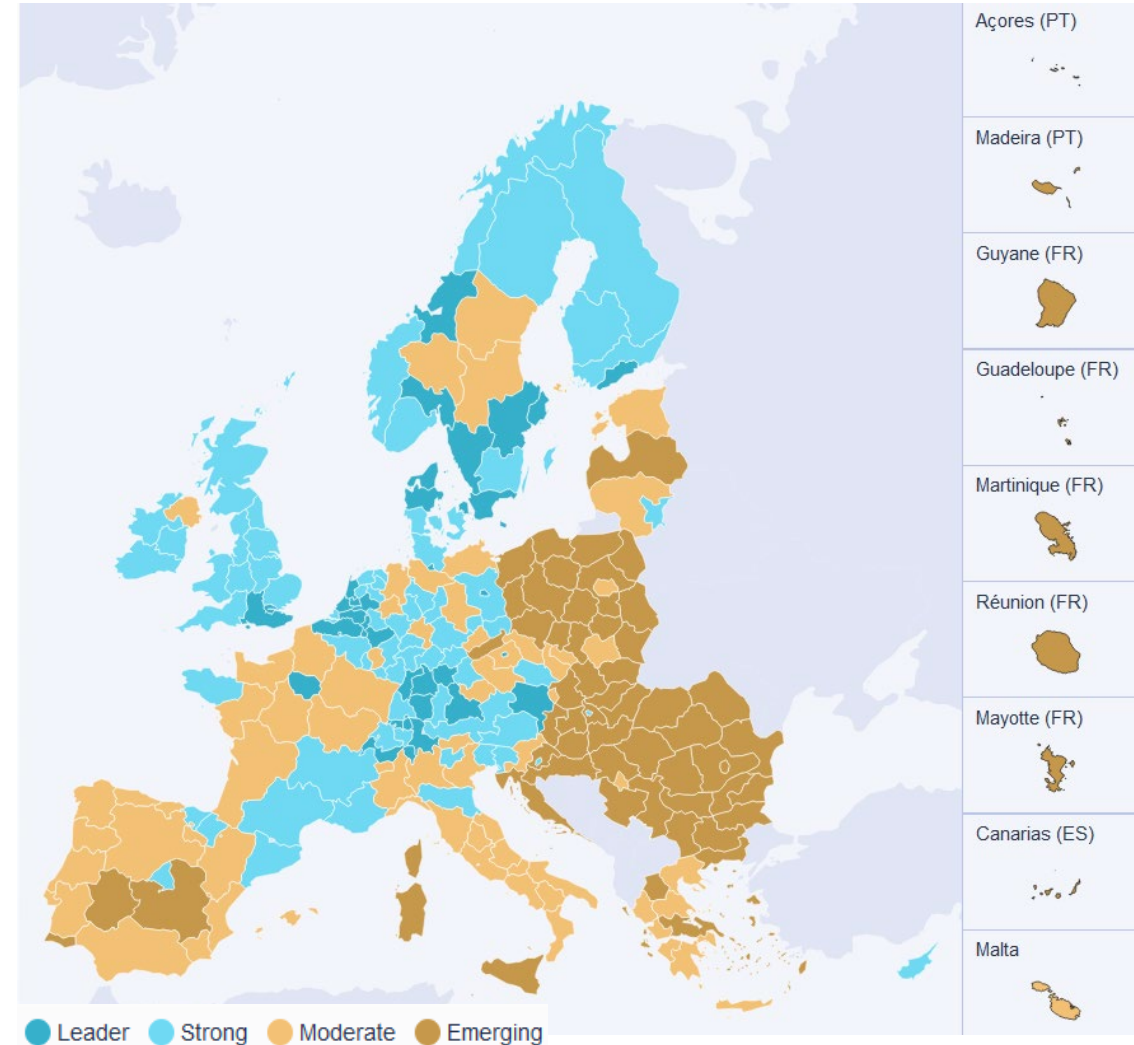
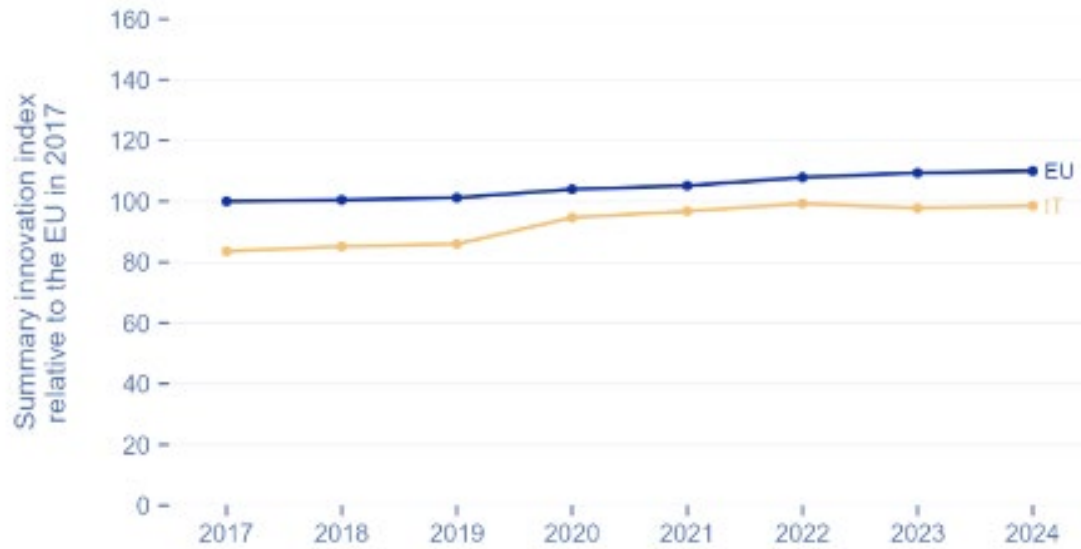
Brozovsky *et al.* (2024)

GLOBAL PROPTech: trends and opportunities

EU REGIONAL INNOVATION SCOREBOARD (EIS) 2024

Italy is part of the **Moderate Innovators** group.

The innovation index for Italy is growing at a **higher rate than the EU average (+10 percent)**.



GLOBAL PROPTECH: trends and opportunities

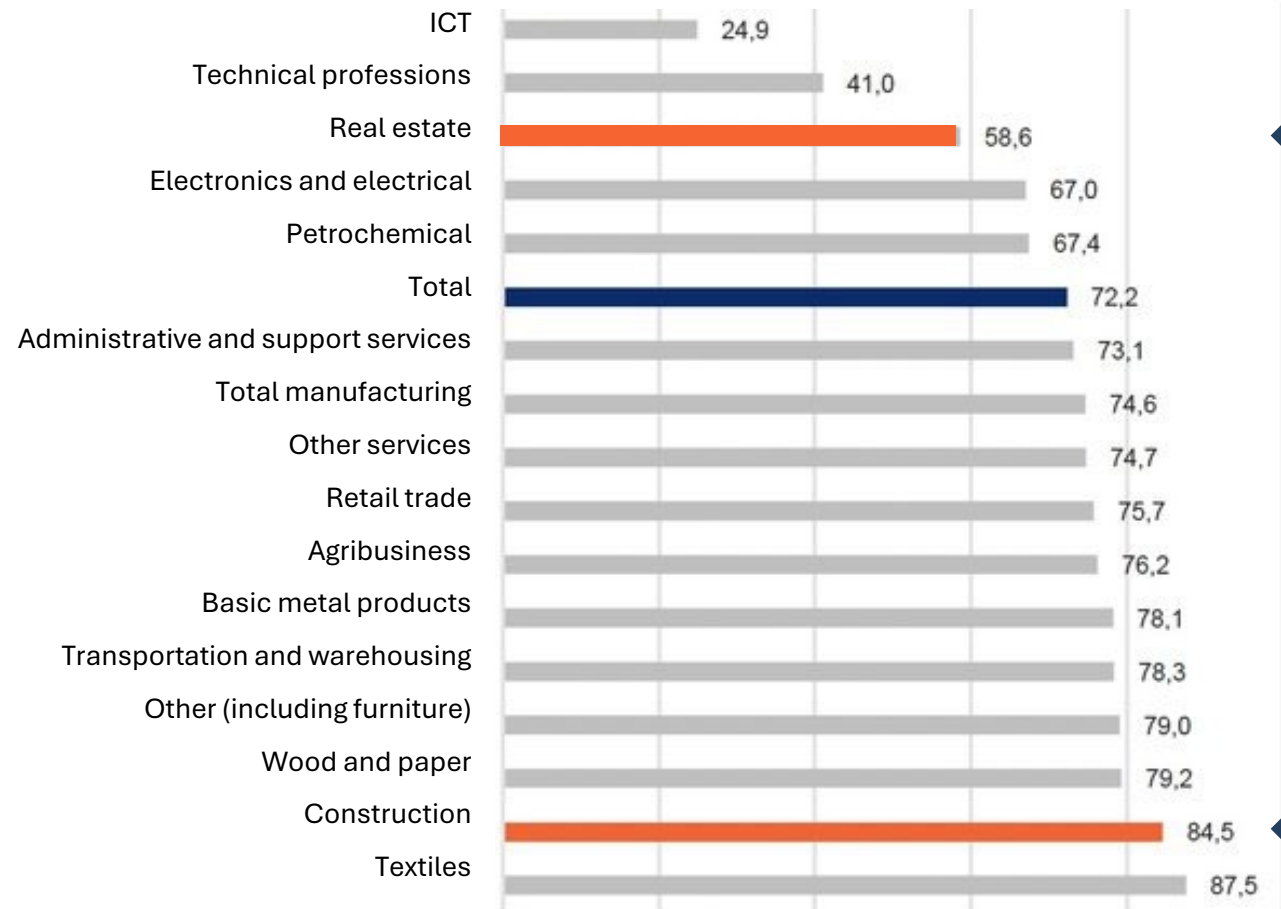
PropTech, Property + Technology, intercepts innovation in real estate and construction.

Start-ups, scale-ups, real estate companies, and established corporations implement **innovative services and data-driven solutions**, at the different scales of the built environment, adopting **advanced digital technologies** within the different segments of the real estate-building supply chain.

URGENCY TO ADVANCE THE LEVEL OF DIGITIZATION

PERCENUAL OF COMPANIES WITH MORE THAN 10 EMPLOYEES WITH LOW OR VERY LOW LEVEL OF DIGITALIZATION (2022 data) *

* Data from "The Digital in Italy" Report, Assinform (2022)



ITALIAN PROPTECH MONITOR (IPM)



- A tool to assess the **level of digitalization** of the real estate sector in Italy
- A tool for **tracking the evolution of the PropTech phenomenon** in Italy
- A tool to **compare the Italian PropTech phenomenon to the international level**
- **MONITORING** PropTech companies founded or operating in Italy
- Creating a **NETWORK** of real estate and PropTech operators
- Conducting an **ANNUAL SURVEY** to monitor trends in the PropTech phenomenon in Italy

PROPTech IN ITALY: the methodology

1

Snowball sampling

Put together an annotated list of PropTech **SOLUTIONS** operating in Italy

2

Approach by Comparison

Implement a reasoned list of **companies** offering PropTech solutions, registered in the "Business Registry of Italy".



"Growth" for similarities

2a

gestione attraverso cloud
controllo software
progettazione dati monitoraggio
progetto
piattaforma
soluzioni bim costruzioni
tempo digital offree edifici reale
servizi

2b

"Growth" for key words

Cluster-divided analysis of:

- Online definitions
- IPN definitions

tecnologie edifici tecnologia
digitale oltre aziende
servizio modo team lavori
imprese soluzioni clienti
azienda servizi gestione
qualità piattaforma settore

Data analysis collected by Margo'

Including, turnover, size, foundation year and location

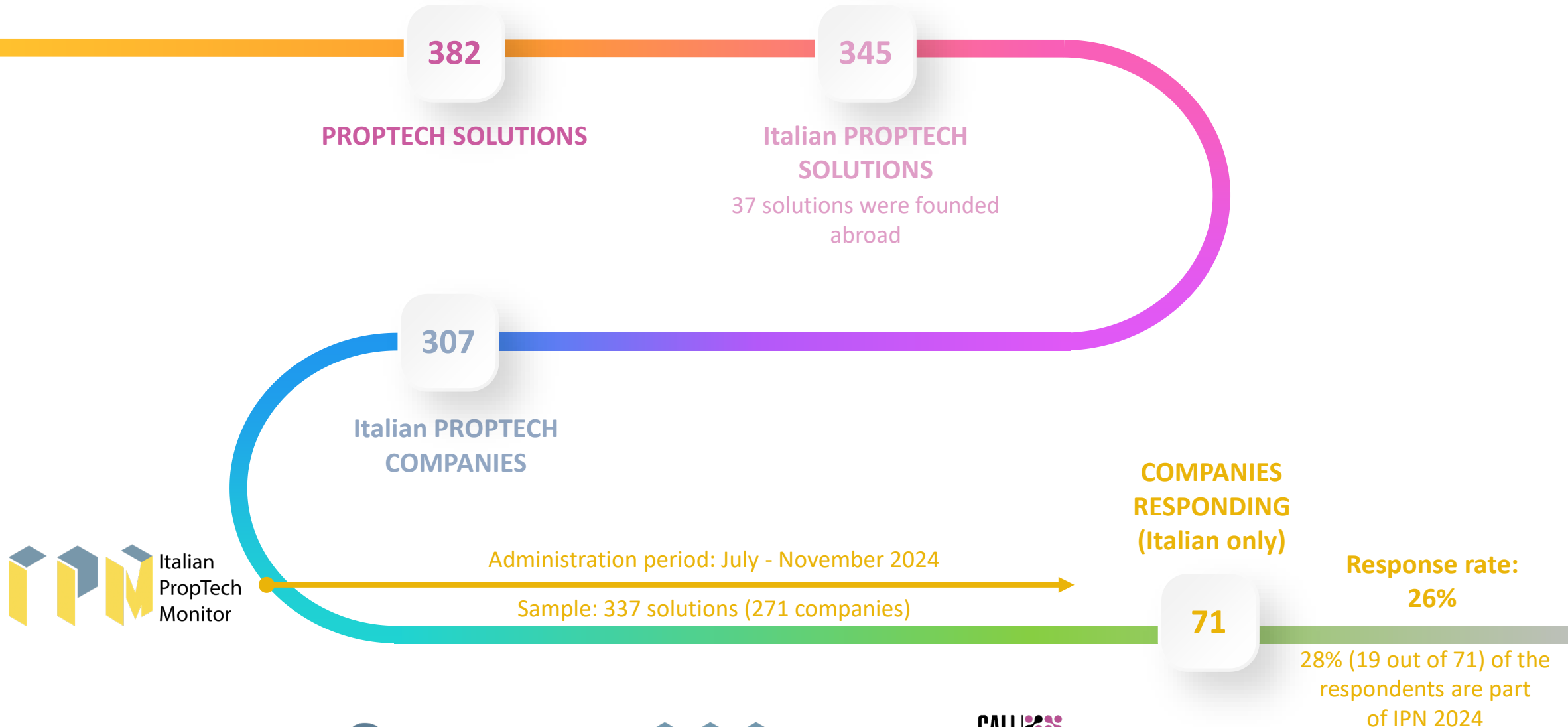
Specific data collection through SURVEY IPM 2024

Including, activities, technologies, business model, collaborations

3

4

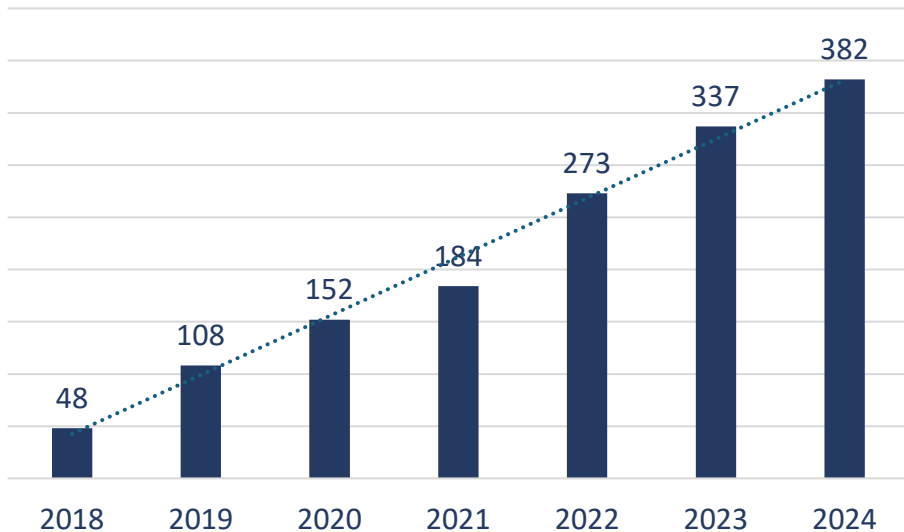
PROPTECH IN ITALY: the methodology



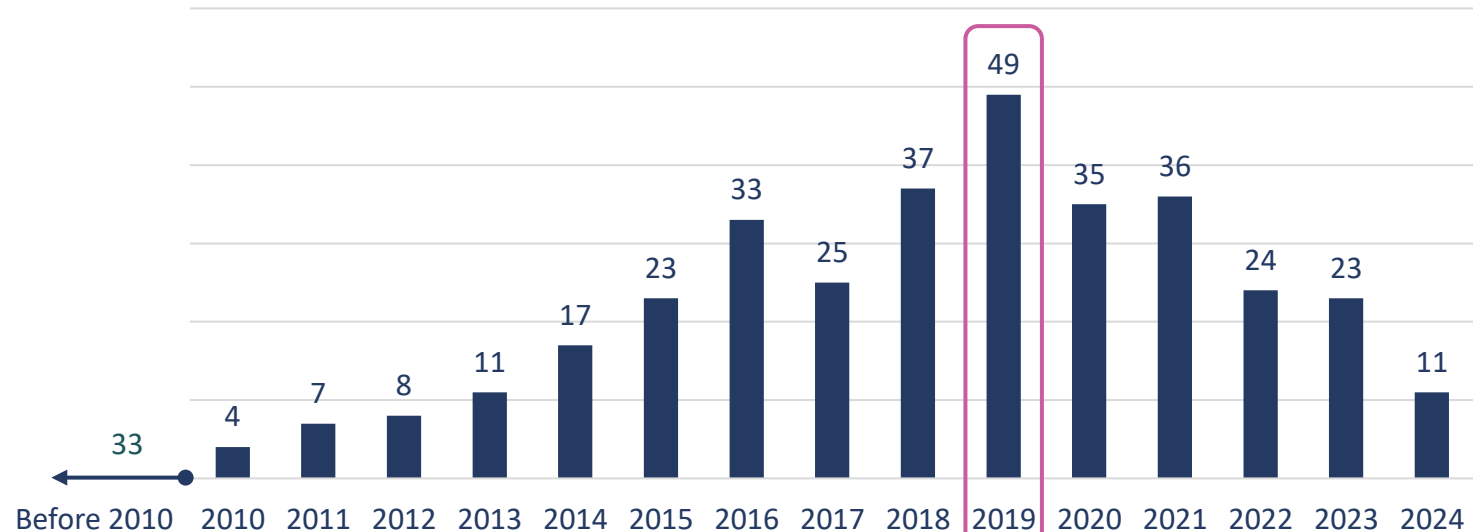
PROPTECHS IN ITALY

N = 382

Number of PropTech **SOLUTIONS** mapped by year



Year of establishment of the mapped PropTech **SOLUTIONS**



+45 SOLUTIONS

The difference compared to 2023 is due to the following factors:

- New solutions added through the IPN method
- New solutions suggested by others
- Solutions that no longer align with the PropTech concept
- Solutions that are no longer available in the market (either inactive or absorbed)

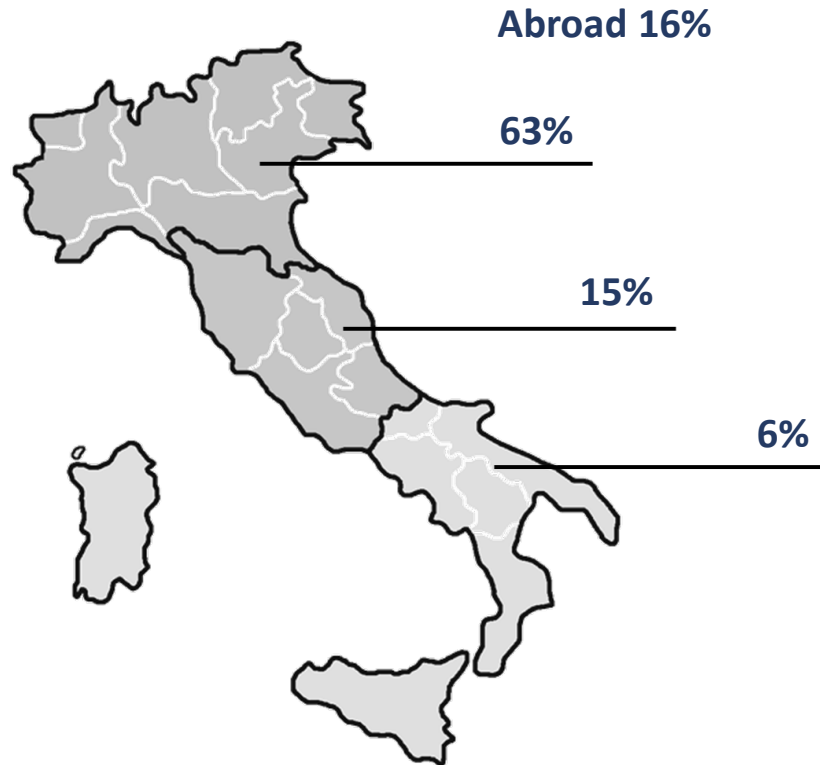
2019: confirms as the year with the highest number of PropTech solutions established in Italy

Increases IPN's ability to intercept PropTech companies

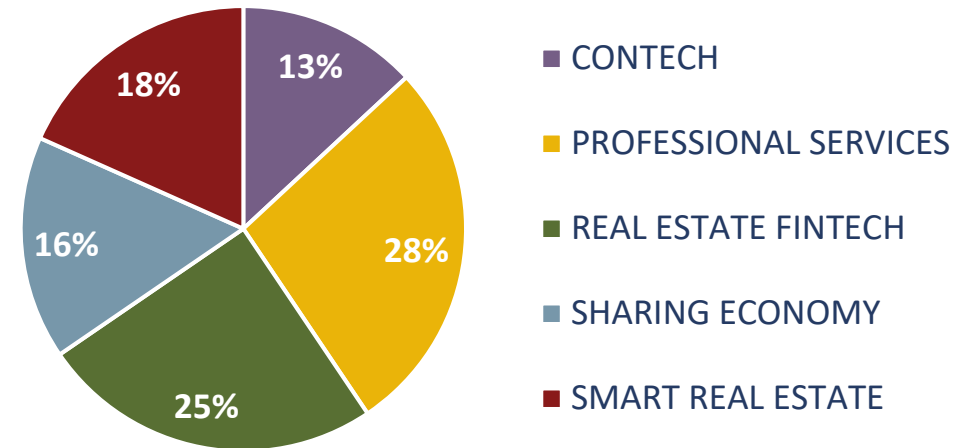
PROPTECHS IN ITALY

N = 382

Number of PropTech **SOLUTIONS** by geographic distribution.




Number of PropTech **SOLUTIONS** per cluster



There aren't any particular changes from 2023

ITALIAN PROPTech MAP

N = 382



In Real Estate Fintech confirms importance of Crowdfunding and Brokerage solutions

The most stable cluster traditionally related to Fintech and started before PropTech

Italian PropTech MAP
382


POLITECNICO MILANO 1863
DIPARTIMENTO DI ARCHITETTURA, INGEGNERIA DELLE COSTRUZIONI E AMBIENTE COSTRUITO

REC Real Estate Center

Italian PropTech Network

ITALIAN PROPTech MAP

N = 382



Smart Real Estate reorganized the SMART SUSTAINABLE BUILDING sub-cluster includes occupant health and comfort while INTEGRATED MANAGEMENT & OPERATIONS focuses on optimizing building performance

Italian PropTech MAP
382

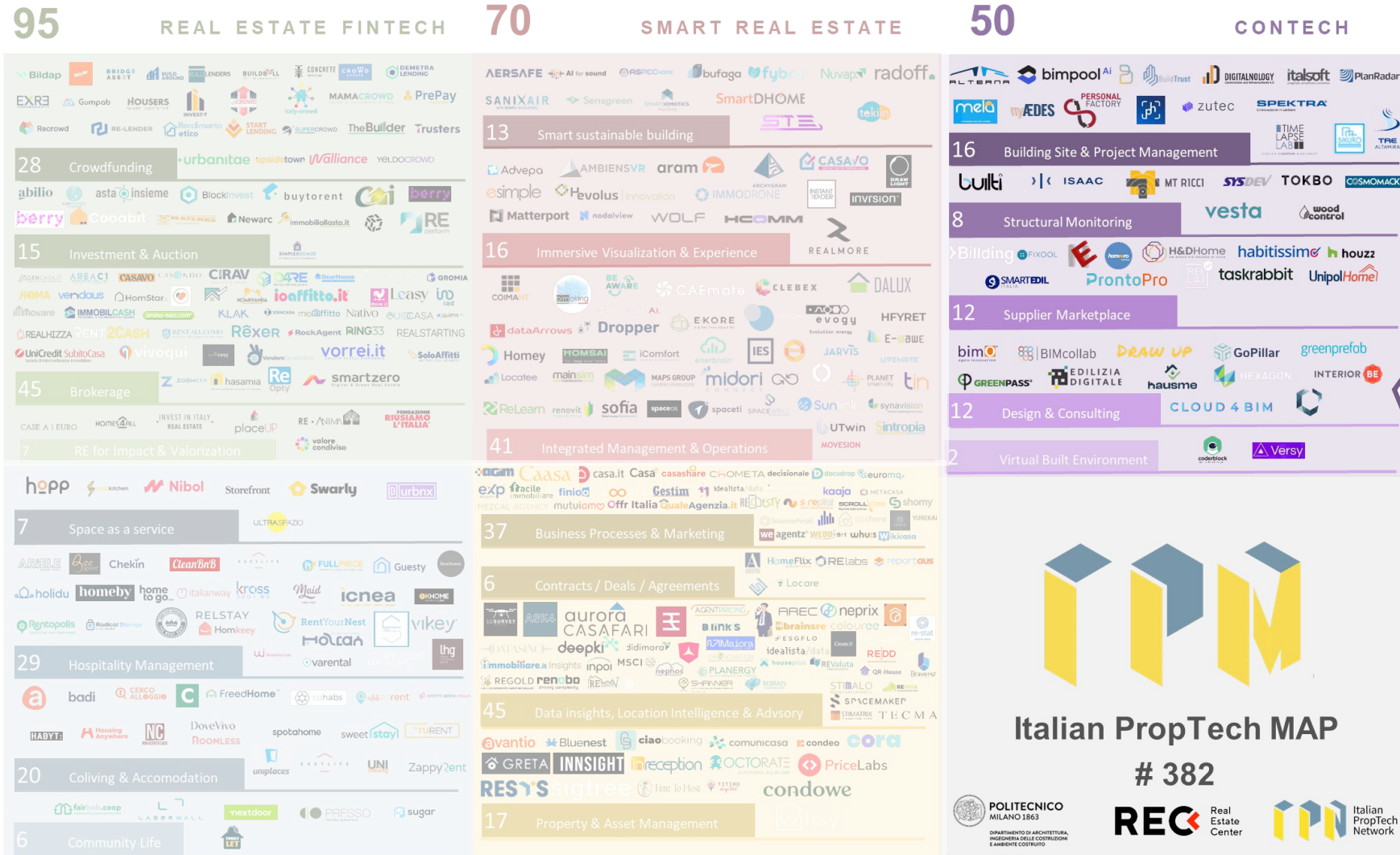
POLITECNICO MILANO 1863
DIPARTIMENTO DI ARCHITETTURA, INGEGNERIA DELLE COSTRUZIONI E AMBIENTE COSTRUITO

REC Real Estate Center

Italian PropTech Network

ITALIAN PROPTech MAP

N = 382



ConTech grows with evidence of solutions identified as SUPPLIER MARKETPLACE (take a cue from Fintech's Brokerage) and DESIGN & CONSULTING to support professionals and small industry players

Italian PropTech MAP
382


POLITECNICO MILANO 1863
DIPARTIMENTO DI ARCHITETTURA, INGEGNERIA DELLE COSTRUZIONI E AMBIENTE COSTRUITO

REC Real Estate Center

Italian PropTech Network

ITALIAN PROPTech MAP

N = 382



In **Sharing Economy** the sub-cluster dedicated to workspace and coworking has become **SPACE AS A SERVICE** to include a number of solutions that manage not only workspaces, but a **variety of spaces and functions**

Italian PropTech MAP
382


REC Real Estate Center

Italian PropTech Network

POLITECNICO MILANO 1863
DIPARTIMENTO DI ARCHITETTURA, INGEGNERIA DELLE COSTRUZIONI E AMBIENTE COSTRUITO

ITALIAN PROPTech MAP

N = 382



Professional Services is confirmed as the most populous cluster with DATA INSIGHTS, LOCATION INTELLIGENCE & ADVISORY increasingly focused not only on data collection and analysis but on consulting and supporting operators



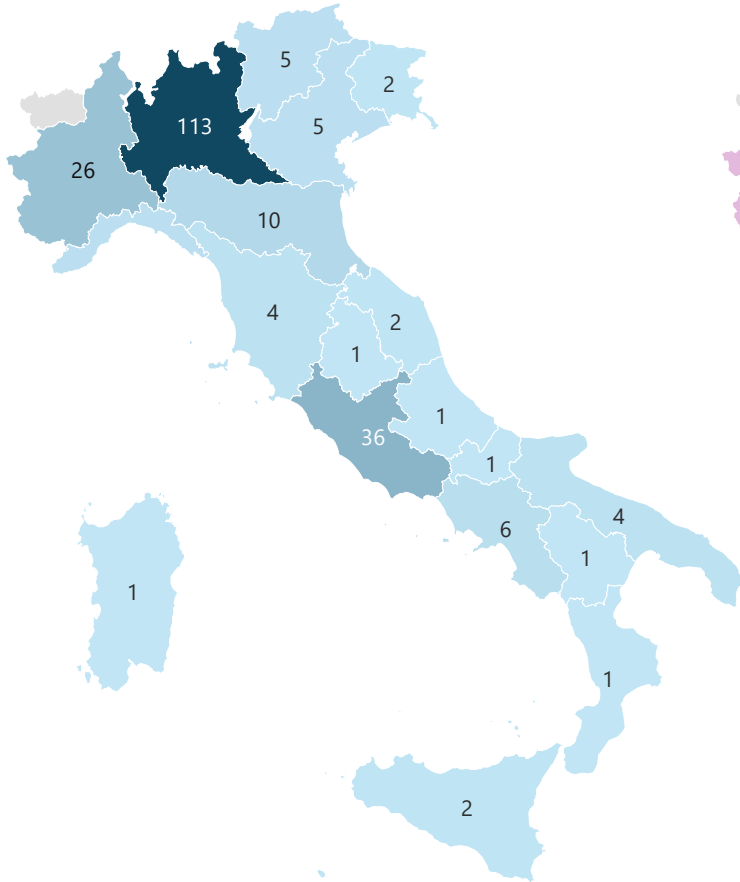
Italian PropTech MAP
382



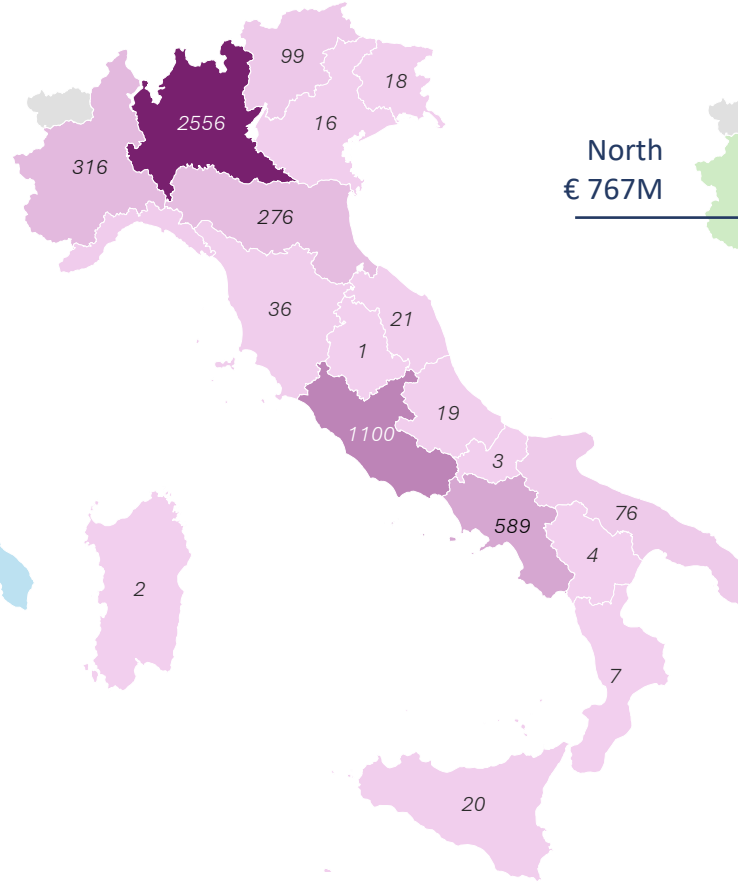
PROPTECH COMPANIES IN ITALY: Identikit

N = 307

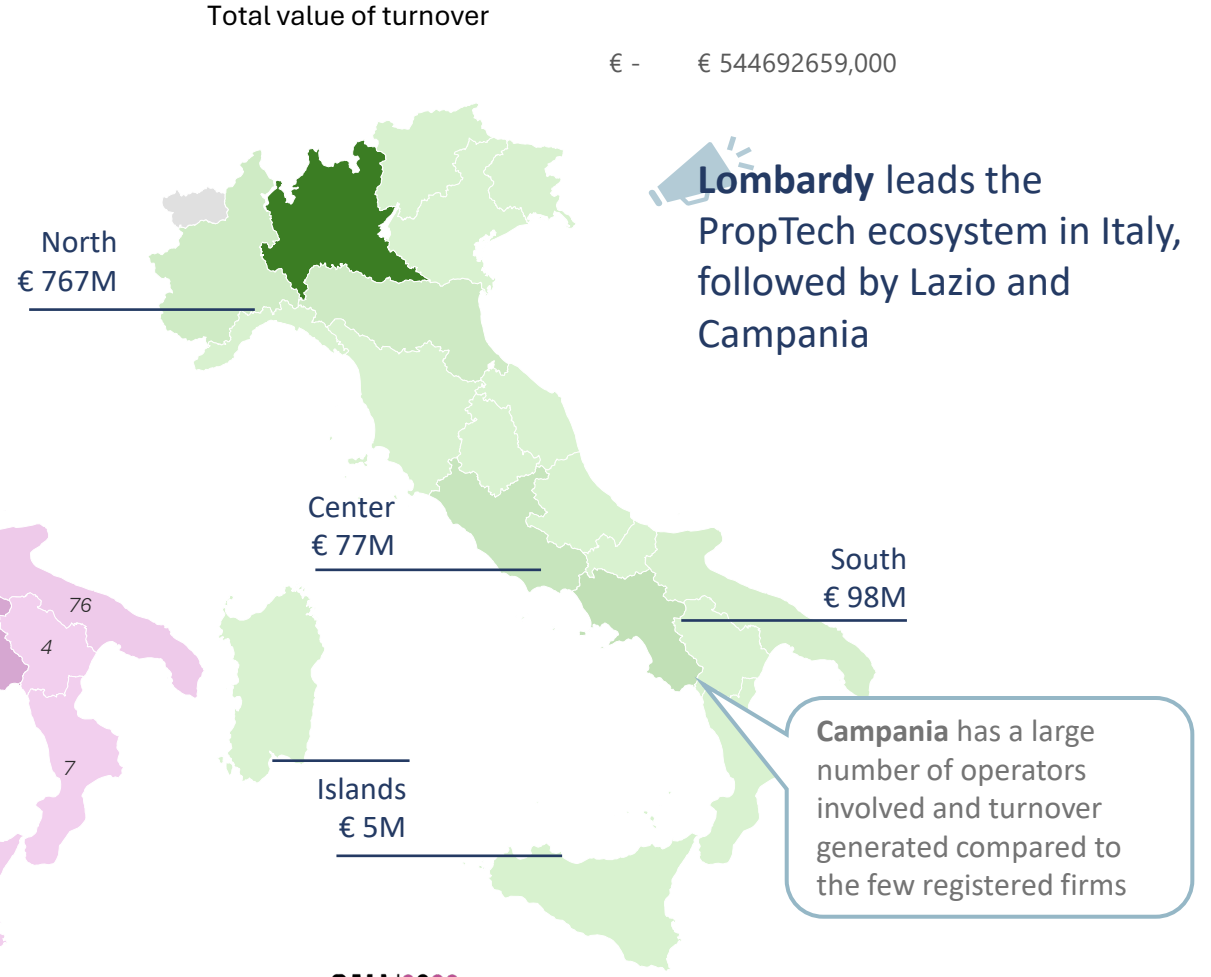
Number of **COMPANIES** by Italian region



Size of **COMPANIES** by number of employees



Size of **COMPANIES** by turnover



PROPTECH COMPANIES IN ITALY: Identikit

N = 307

PropTech companies
TOTAL REVENUE 2023 *

€ 950 mln

ATECO CODE:

41: Building construction

42: Civil engineering

43: Specialized construction work

71: Activities of architectural and engineering firms; technical testing and analysis

55: Housing

68: Real estate activities

81: Building and landscape services activities

Others:

26 – 28 – 46 – 47 – 58 – 61 – 62 – 63 – 64 – 65 –
66 – 70 – 71 – 72 – 73 – 74 – 79 – 82 – 84 – 85

- Software production, computer consulting and related activities
- Telecommunications

9%

€ 85,5 mln

18%

€ 165 mln

73%

€ 697 mln

Italian companies in the supply chain

TOTAL TURNOVER 2022 **

€ 367 mld

€ 270 mld

Construction companies

€ 97 mld

Real Estate companies

! THERE IS A LARGE PORTION THAT IS LOST IN THE COUNT:
Companies registered in the ATECO codes of Construction and Real Estate companies are equal to only **27% of the total turnover of PropTech companies**

*Margò Data (2023)

** Industry total (ISTAT, 2022)

Svicom
REAL ESTATE MANAGERS

 Italian
PropTech
Network

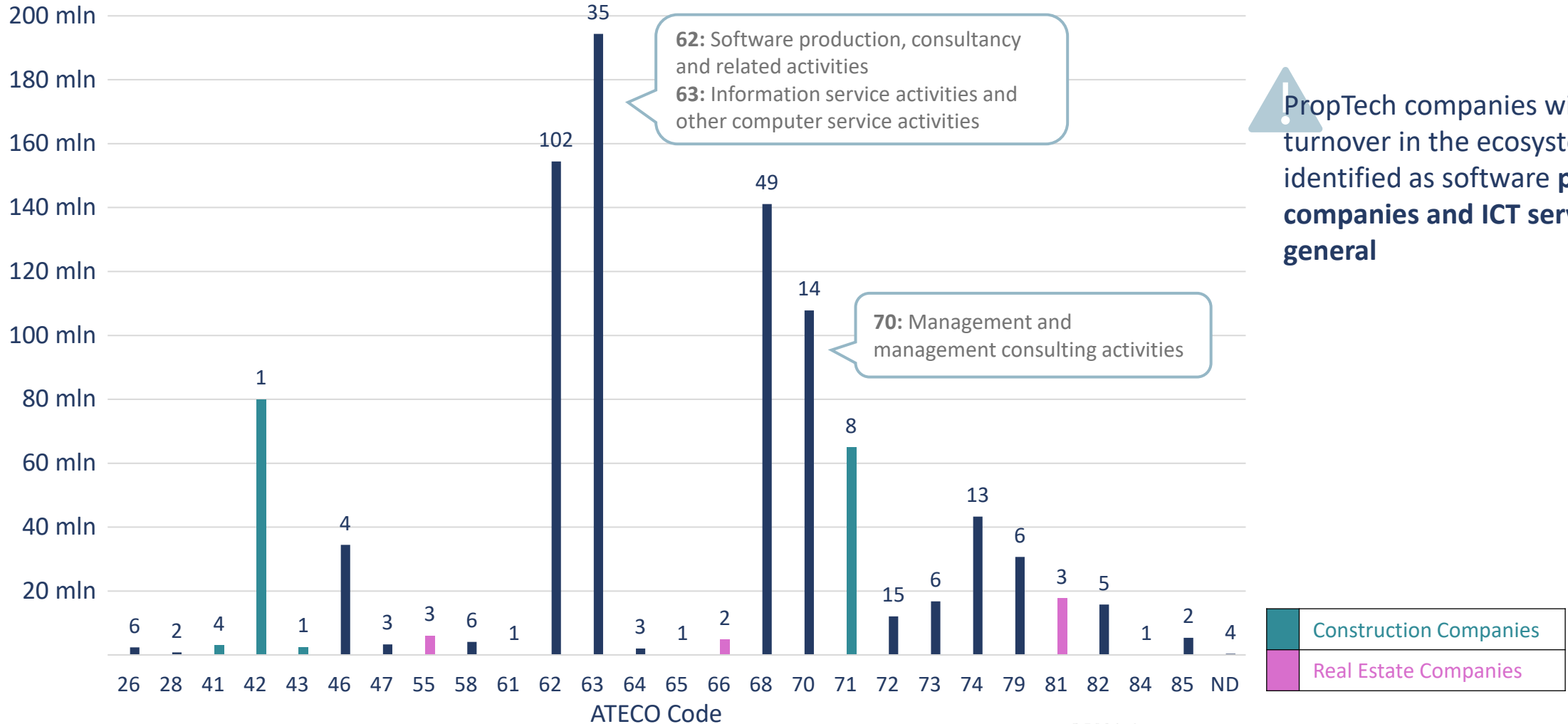
**CALL
TECH
ACTION**

PREPARATI
A UN MONDO
NUOVO.

PROPTECH COMPANIES IN ITALY: Identikit

N = 307

Turnover of FIRMS by ATECO Code

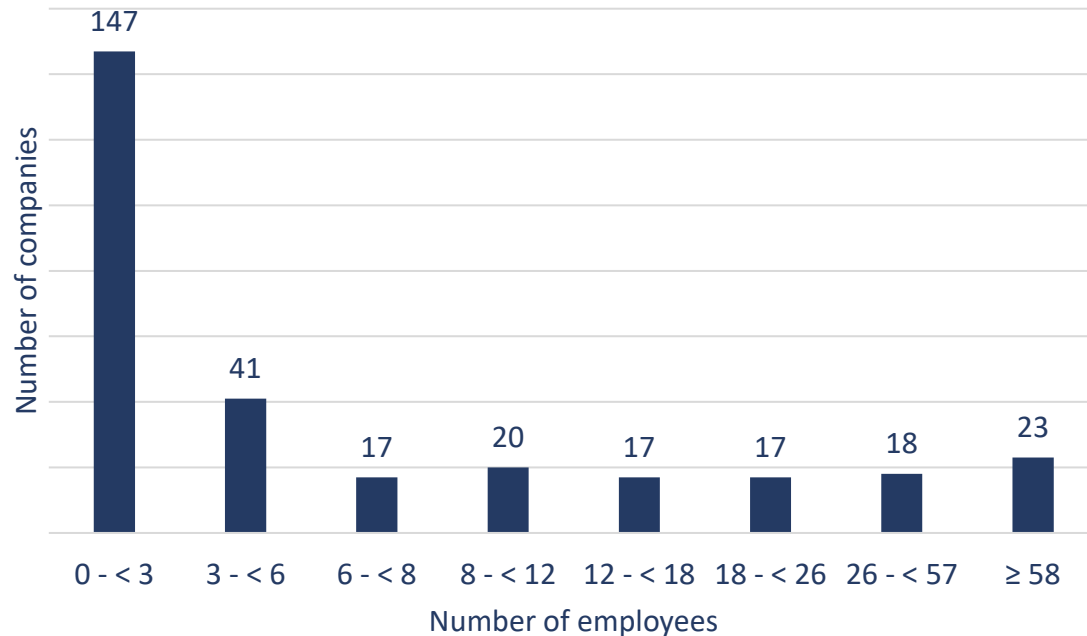


! PropTech companies with a higher turnover in the ecosystem are identified as software **production companies and ICT services in general**

PROPTech ORGANISATIONAL STRUCTURE

COMPANIES by number of employees

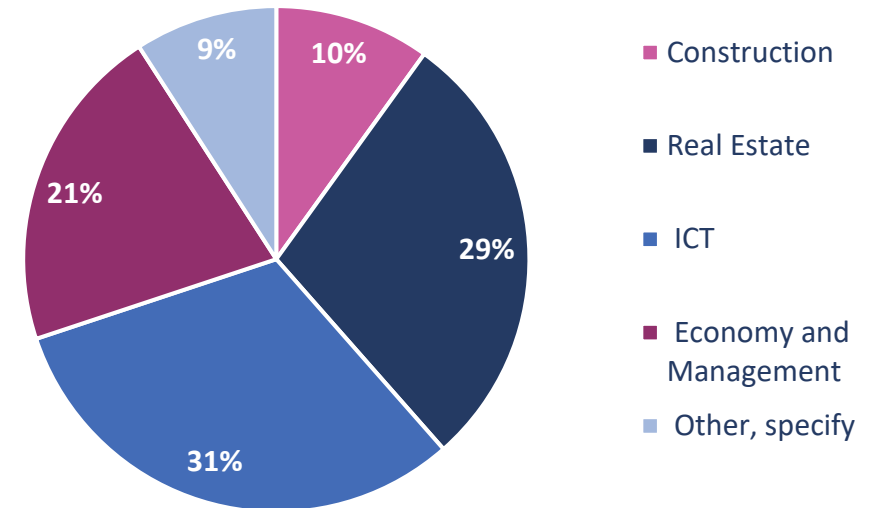
N = 307



PropTech companies are small, with 67% having < 10 employees

What is, roughly in %, the **background** of your PropTech employees?

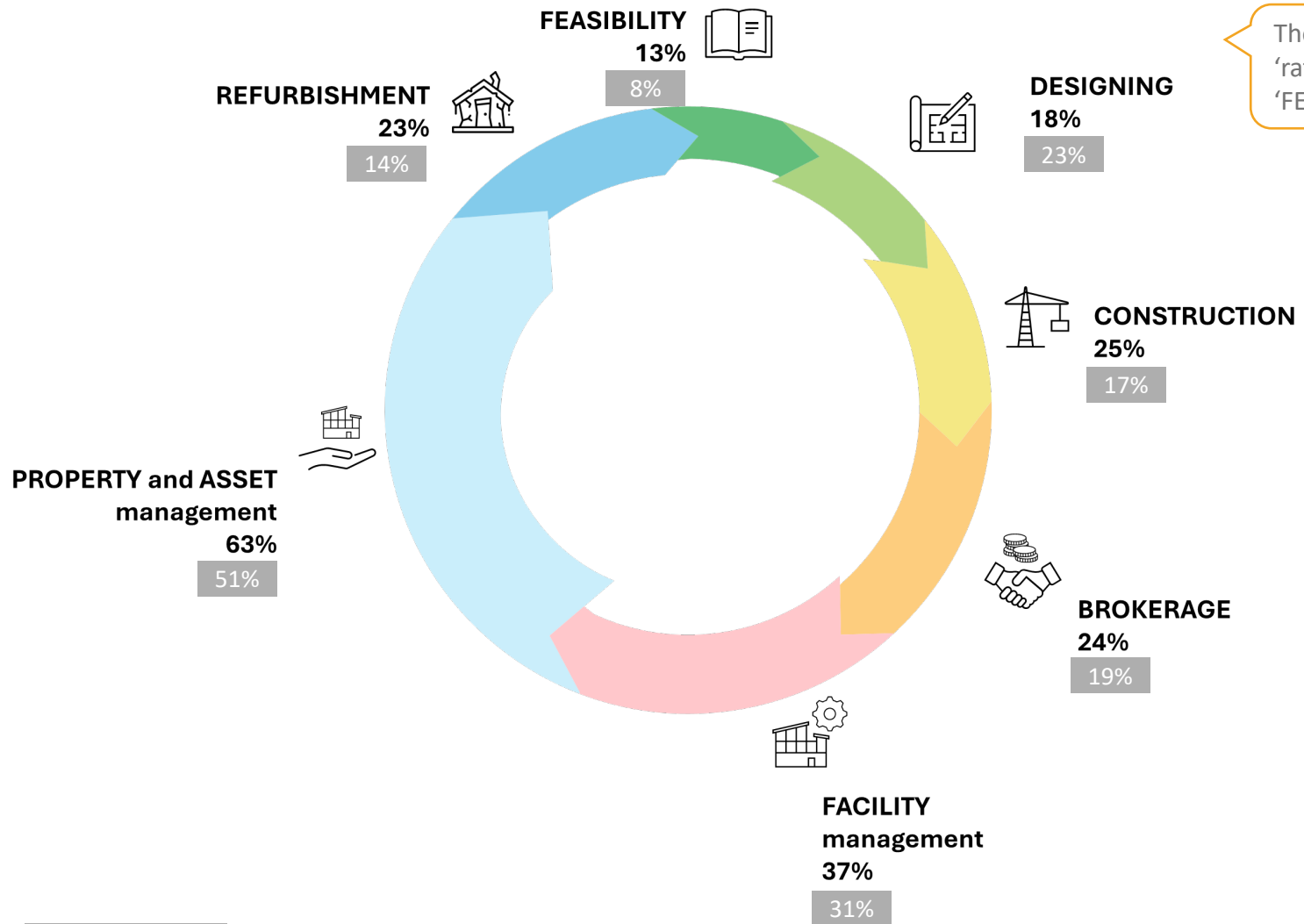
N = 71



Employees' skills are not only in "real estate", but in "ICT" and "Economics and Management".

PROPTech OPERATIONS

N = 71



Those who marked 'Other' reported 'ratings', which, therefore, fall under 'FEASIBILITY'.

On average, the responding PropTech companies marked **two phases** of the 'property life cycle'

- Three macro phases are outlined:
- i. MANAGEMENT area: includes PROPERTY, ASSET and FACILITY and is the most numerous
 - ii. CONSTRUCTION area: more dedicated to project and site management
 - iii. FINANCIAL area: reflects the number of PropTech solutions in Real Estate Fintech

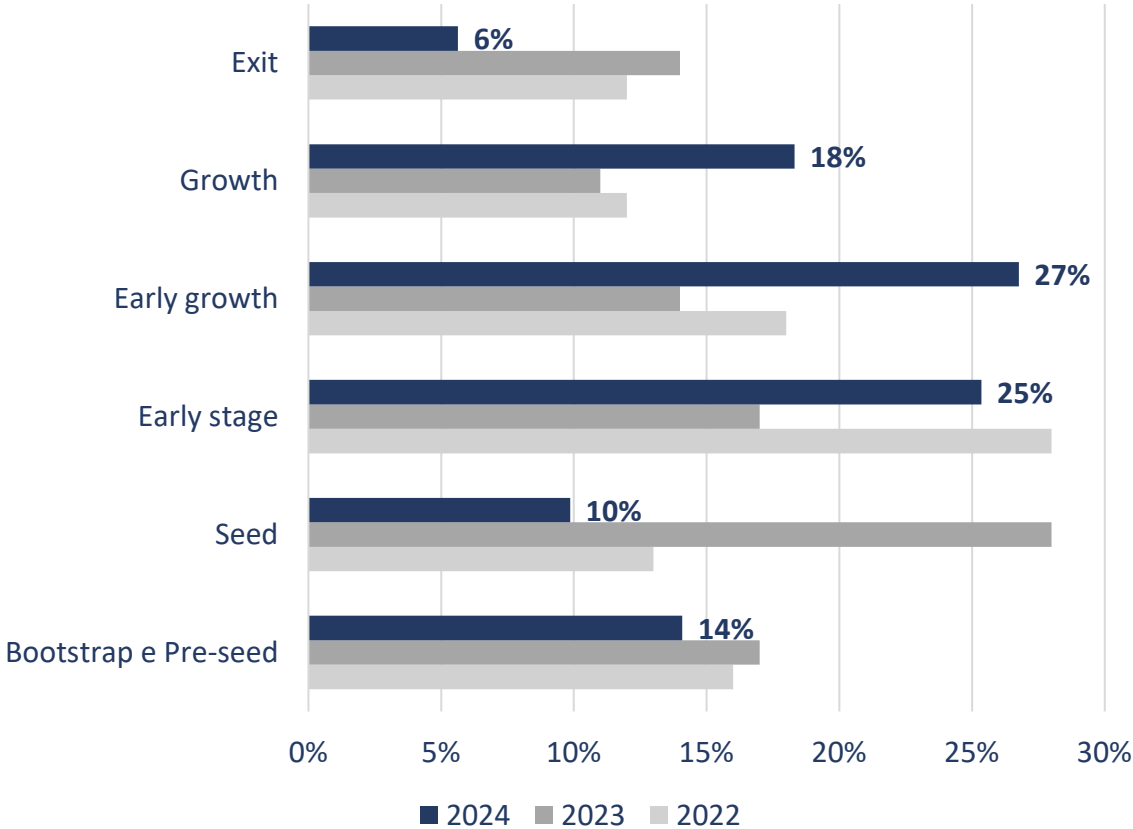
2023 datas

BUSINESS

N = 71

At what stage of the life cycle is PropTech?

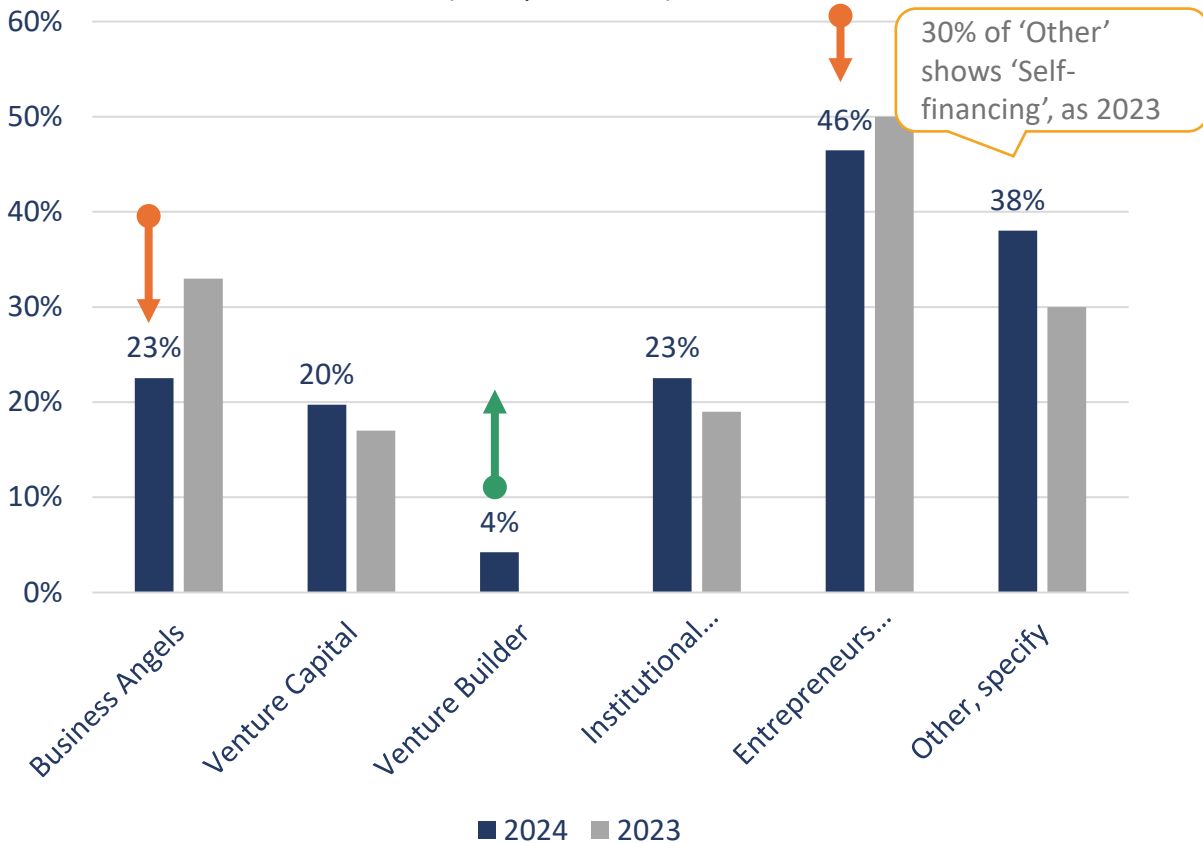
(single answer)



The ecosystem is consolidating, but still at an early stage: PropTech mainly in Early Growth, Growth and Exit are steadily increasing

Who has financed your initiative so far?

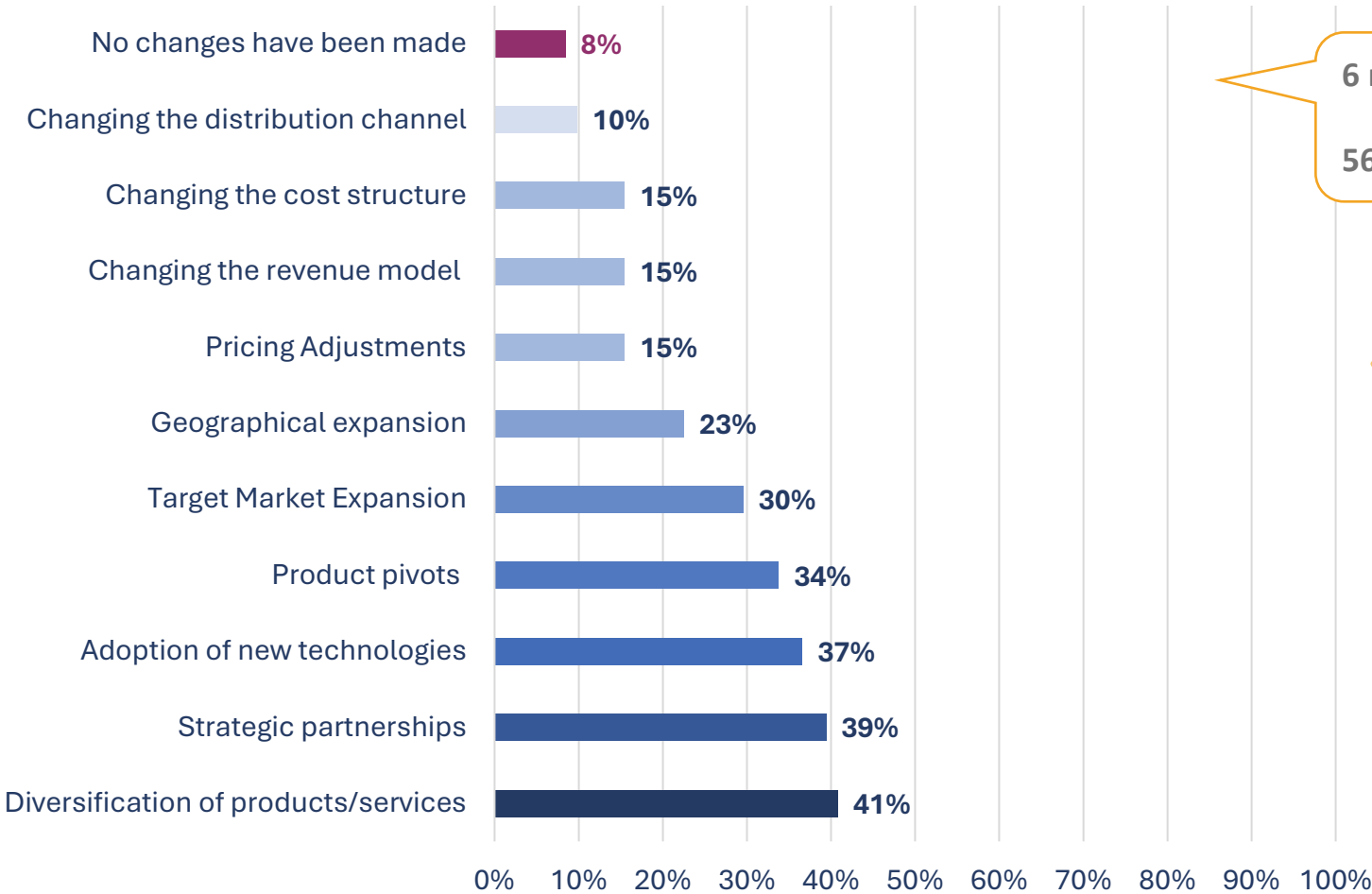
(multiple answer)



The number of funding bodies among those that invest in the earlier stages of startup/scaleup is **gradually diversifying**

Since your PropTech foundation, what changes have been implemented to the business model?

(multiple answer)



6 respondents 'Did not make any changes'
56 made 3 different changes

PropTech companies have had to better **diversify their products and/or services** by integrating the technologies used and collaborating with organisations already established in the market. Few companies have had to **change the way the product/service reaches customers and the model by which revenues are generated.**

TECHNOLOGIES

N = 71

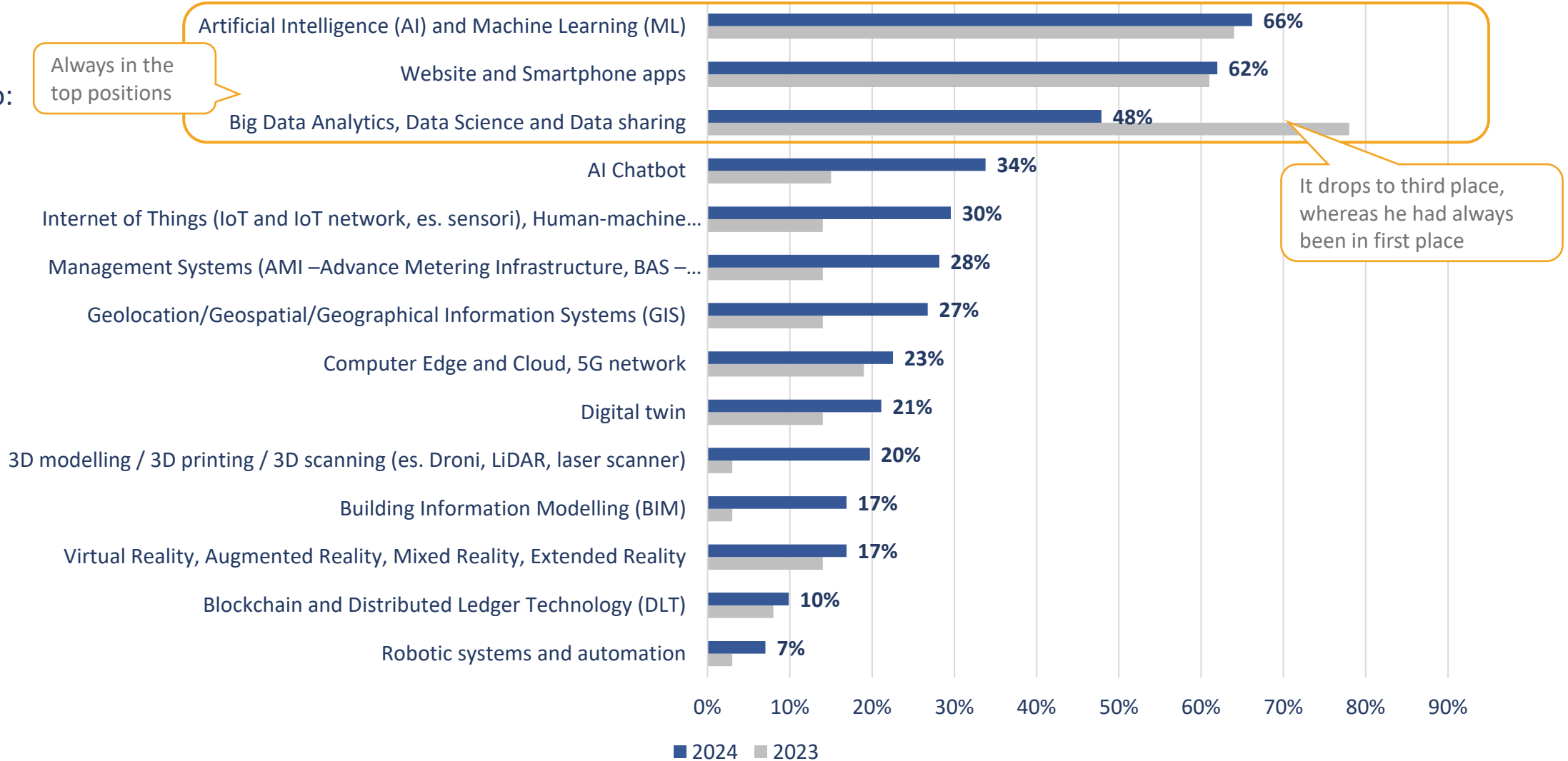
On average, the mix of technologies used is equal to:

4,10
in 2024

3,05
in 2023

2,75
in 2022

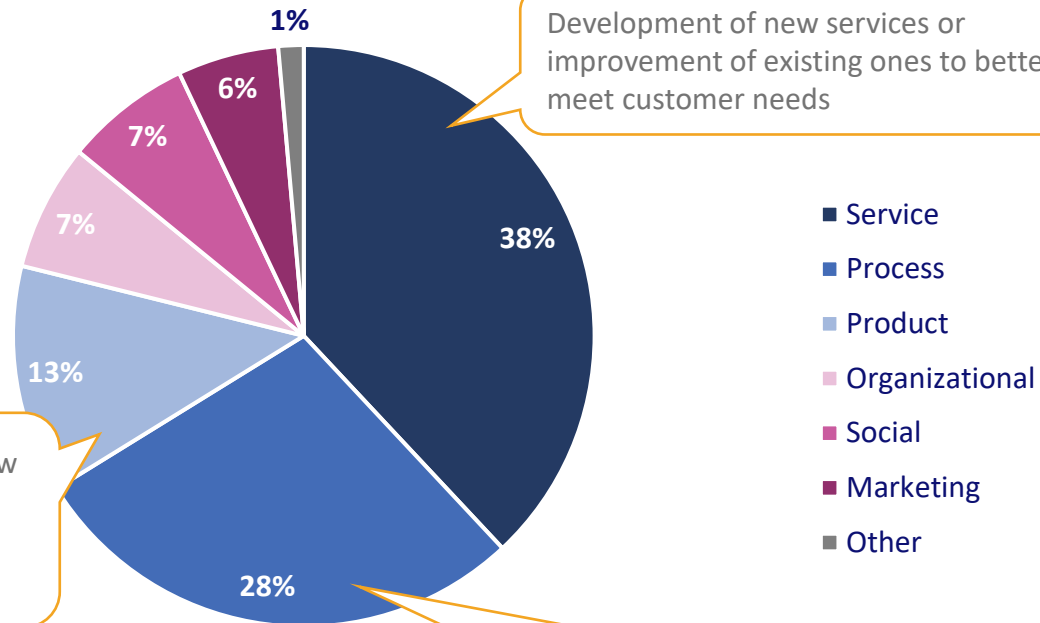
2,30
in 2021



IPM KPIs: companies

N = 71

In which area do you think your PropTech brings the most innovation?



Development of new services or improvement of existing ones to better meet customer needs

Introduction of new products or improvement of existing products

Changes in production or distribution methods that improve efficiency and reduce costs

- Service
- Process
- Product
- Organizational
- Social
- Marketing
- Other

Do you think your PropTech will achieve the business goals set today for the next two years?

Rated 4.1 out of 5



3,8 in 2023
4,0 in 2022



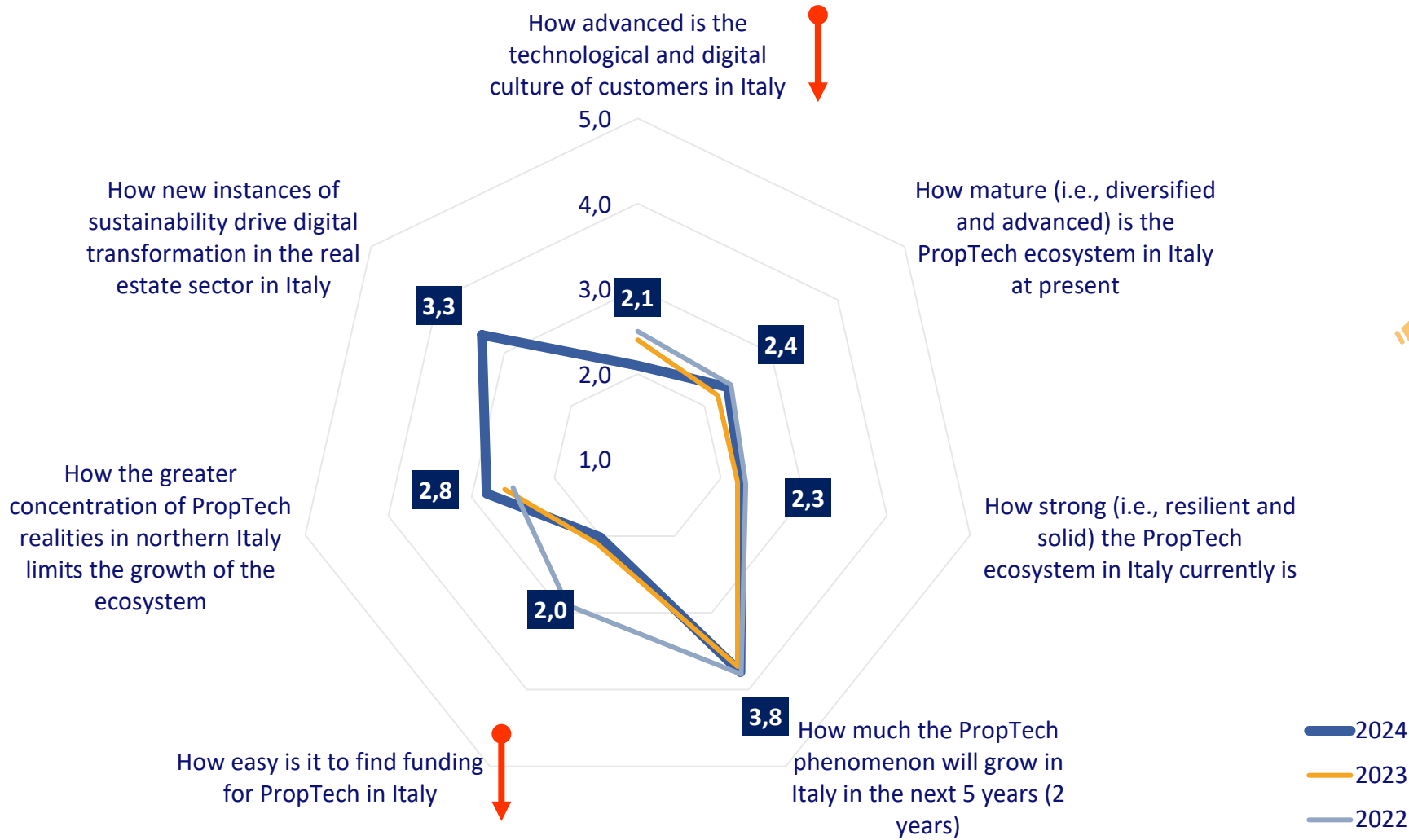
Innovation is concentrated in services and processes.

There is good confidence in achieving business goals.

IPM KPI: trends

N = 71

Rate the following statements on a scale of 1 to 5 where 1 means 'a little' and 5 means 'a lot'.



NEGATIVE SIGNALS:

- Reduced technological culture
- Difficulty in finding funding

OPTIMISM :

- Prospects for growth of the PropTech phenomenon in Italy

COLLABORATIONS WITH REAL ESTATE ACTORS N = 71

With which of the following actors has your PropTech **built, would like or is not interested to build business relationships and/or collaborations** (in the next 3 years)?

	Small Investors - Operators	Consultants	Real Estate Developers	Real Estate Brokers	Design studies	Institutional investors	Other PropTech	Property Management	Fintech	Facility Management	Insurtech	Other Tech areas
Already woven	36	35	33	30	30	29	27	22	17	17	8	9
Would like to weave	16	16	26	23	22	33	31	34	35	35	35	26
Not interested	19	20	11	18	18	9	12	14	19	18	28	36



Active relationships: Small investors and operators - Consultants - Real estate developers

Interest: Other PropTech, Fintech, Insurtech, Facility and Property + Institutional Investors

Limited priority: Other Tech

INITIATIVES WITH UNIVERSITIES AND ASSOCIATIONS N = 71

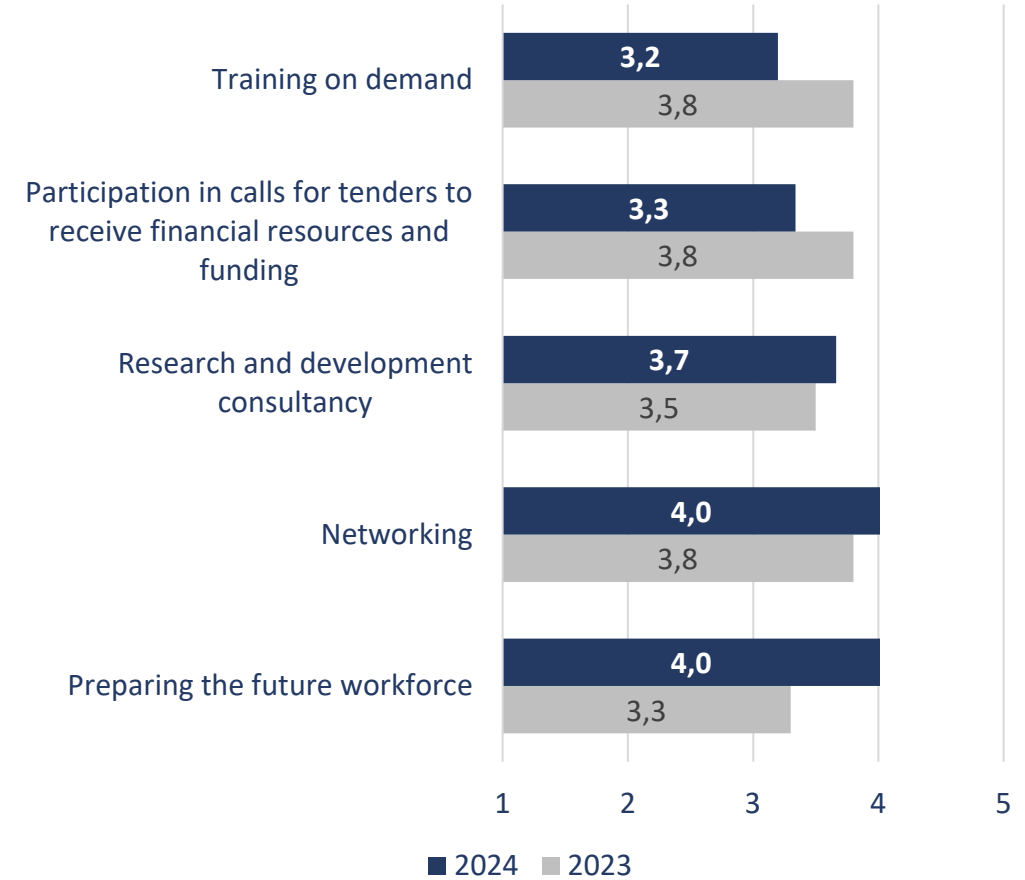
PropTech **built**, **would like** or **is not interested** to build relationships with:

	Other PropTech	Fintech	Insurtech	Other Tech areas
Already woven	27	17	8	9
Would like to weave	31	35	35	26
Not interested	12	19	28	36

IPN 55% (highlighted in orange circle)

IPN 50% (highlighted in orange circle)

How can PropTech **benefit** from academia and research?



 The Italian PropTech Network has fostered **collaboration** with others in the Tech fields and plays an active role in preparing the **future workforce**.

MAIN SPONSOR

Svicom
REAL ESTATE MANAGERS

EVENTO DI



PROPTech DAY



ITALIAN PROPTech NETWORK 2025

SHARE | MEET | DISCOVER

20 November 2024

ITALIAN PROPTech NETWORK: 2024 results

EVENTS

DemoDay HabISmart



Sellalab and Hausme, Salerno



Collaborative Ecosystems, Edinova



AI in real estate, GDP



IPNTalk: ESG and Building In-Use, I-Am



Call Tech Action Press Conference, Palazzo Marino



Breakfast, Cushman & Wakefield




Insurtech Day



ReBuild, Riva del Garda



BCC Innovation Festival, Roma



SEARCH ITALIAN PROPTech MONITOR



Include the size of the Italian PropTech turnover in the Monitor



SUBSCRIBE to IPN 2025



ITALIAN PROPTech NETWORK: 2024 results

1ST PROPTech EXECUTIVE COURSE




Real estate companies




PropTech Solutions



Industry associations



International Symposium in Reggio Calabria



EuroFM in London



Regional Science Conference in the Azores




TWR 2024 Edimburgo




CONFERENCES



InnoRenew Slovenia



CIB W070 Marocco



SUBSCRIBE to IPN 2025



ITALIAN PROPTech NETWORK: 2024 results

SUCCESSFUL COLLABORATIONS



Consulting activities

Open Innovation Pathway
Accompaniment

Consulting activities

JRP PropTech



Fondazione
Politecnico
di Milano



COVIVIO

BOOK AND NEW SERIES

Real Estate DOSSIER

Questo volume affronta in modo organico e approfondito il processo di innovazione digitale che sta caratterizzando da alcuni anni la filiera delle costruzioni e del real estate, mettendo in evidenza le opportunità connesse allo sviluppo delle tecnologie digitali in termini di nuovi mercati, servizi e prodotti.

La rapida diffusione delle tecnologie digitali determina un radicale cambiamento dello scenario e obbliga la filiera a innovare i propri processi, questa spinta all'innovazione, che porta alla rapida costituzione di nuove imprese, spesso giovani e originate dall'ibridazione di competenze diverse, è diffusa a scala globale.

Termini come PropTech, RealTech, CRETech, ConTech e Real Estate Tech rappresentano neologismi che mettono insieme il mondo delle costruzioni (ConTech) o immobiliare (PropTech) e le nuove tecnologie. Il bello illustra in particolare i numeri che riguardano la crescita di start up e scale up a scala nazionale e internazionale, descrivendo i modelli di business adottati, le tecnologie utilizzate, le competenze necessarie ed emergenti.

Chiara Tagliaro, architetto e ricercatrice di Tecnologia dell'Architettura presso il Real Estate Center (REC) del Dipartimento di Architettura Ingegneria delle Costruzioni e Ambiente Costruito - ABC del Politecnico di Milano, è co-founder dell'Italian PropTech Network dello stesso ateneo.

Alice Paola Pomè, ingegnere edile e ricercatrice Post-Doc presso il gruppo di ricerca Real Estate Center (REC) del Dipartimento di Architettura Ingegneria delle Costruzioni e Ambiente Costruito - ABC del Politecnico di Milano, è parte dell'Italian PropTech Network dello stesso ateneo.

Stefano Bellintani, architetto e professore di Tecnologia dell'Architettura presso il Real Estate Center (REC) del Dipartimento di Architettura Ingegneria delle Costruzioni e Ambiente Costruito - ABC del Politecnico di Milano, è co-founder dell'Italian PropTech Network dello stesso ateneo e membro della Royal Institution of Chartered Surveyors dal 2003.



€ 00,00 (n)



Chiara Tagliaro, Alice Paola Pomè,
Stefano Bellintani, Andrea Ciarabella

LA DIGITALIZZAZIONE
DEL SETTORE IMMOBILIARE
E DELLE COSTRUZIONI

Nuove tecnologie e soluzioni
per la gestione dell'ambiente costruito

Real Estate DOSSIER

FRANCOANGELI

New DOSSIER series for
innovation in real estate

EUROPEAN CALLS



Members in
PropTech for Good



Jury Members in
PropTech Startup
Europe Awards 2025



PRESENTATIONS AT COURSES



MILANO
LODI
MONZA BRIANZA



INTERNATIONAL NETWORK



Committee members in
EUBIN per i Global ESG
Awards

GLOBAL ESG AWARDS

Date	12th of March 2024
Location	MIPIM, Cannes
	• 180 nominations
	• 43 different countries
	• 6 winners

PAUL EUBIN

SUBSCRIBE to
IPN 2025



ITALIAN PROPTECH NETWORK: **targets 2025**

SHARE



The IPN Podcast

MEET



'Speed-date' to foster matching
between players
*Other PropTech, Fintech,
Insurtech, Facility and Property +
Institutional Investors*

DISCOVER



DataCenter Course
ConTech Workshops
Executive Course PropTech 2ed.



**SUBSCRIBE to
IPN 2025**



ITALIAN PROPTech NETWORK: **targets 2025**

Receive our monthly IPNews!



Be part of the IPN 2025 network



IPN Team



STEFANO BELLINTANI
Fouding partner &
Scientific Coordinator



ANDREA CIARAMELLA
Fouding partner &
Scientific Coordinator



CHIARA TAGLIARO
Fouding partner &
Scientific Coordinator



SILVIA LEONCINI
Event Manager &
Research




ALICE PAOLA POME'
Research Manager &
Administration



SILVIA MARIA FAVASULI
Assistant



SARA ISAZA BETANCUR
Assistant



GIUSEPPE MESURACA
Assistant



CATERINA SGUAZZI
Assistant



Politecnico of Milan,
Leonardo Campus, Building 9



propTech-dabc@polimi.it

